



...KEEPING YOUR BOATING... EXPERIENCE FUN AND SAFE

FROM THE U.S. COAST GUARD AND THIS COMPANY

NASBLA *Seal of Safe*



•• KEEPING YOUR BOATING EXPERIENCE FUN AND SAFE ••

FROM THE U.S. COAST GUARD AND THIS COMPANY

- ▶ We at _____ are very glad you have chosen to go boating with us.
- ▶ We want your boating experience to be a pleasure in every respect.
- ▶ We want you and your passengers to have a fantastic time on the water – but also to **return safely.**
- ▶ We do our part by making sure our boats are well-maintained and have all required safety equipment on board, including:
(List required safety equipment:)
Life jackets _____

- ▶ We also supply:
(List additional recommended safety equipment:)

- ▶ We even supply: (List optional safety equipment:)

- ▶ But there are also a number of procedures – as well as some strict laws and regulations – that cover operation of this boat. All of them are designed to keep you, your passengers, and other boaters **safe on the water.**

- ▶ Because we care, we are providing this safety briefing. **Please pay attention** as I cover this important information.



..... YOUR RESPONSIBILITY

NEGLIGENT OPERATION



▶ Bowriding or riding on seatback, gunwales or transom.

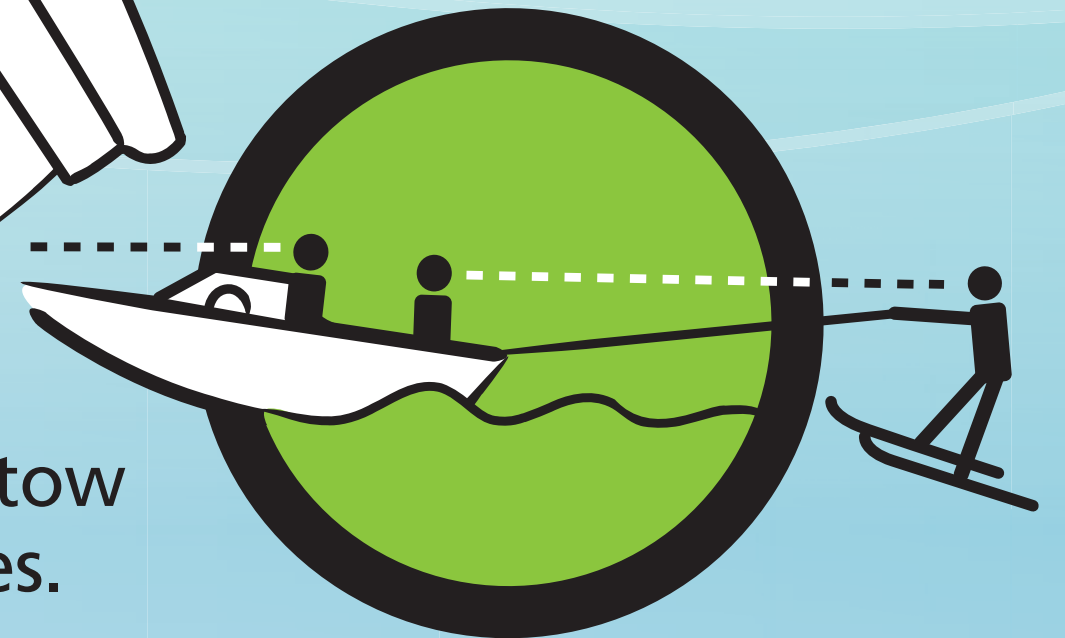
▶ Grossly negligent operation is a criminal offense.

▶ Excessive speed in the vicinity of other boats or in dangerous waters.



▶ Operating a boat under the influence of alcohol or drugs.

▶ Hazardous water skiing/tow sport practices.



.....YOUR RESPONSIBILITY.....

- ▶ I mentioned that strict laws and regulations apply to the operation of this boat.
 - ▶ In fact, grossly negligent operation is considered a criminal offense. The Coast Guard and other law enforcement agencies may impose a civil penalty; an operator may be fined up to \$5,000, imprisoned for one year or both.
 - ▶ In addition, should we observe negligent operation it will result in the immediate cancellation of your rental agreement with no refund.
 - ▶ Negligent operation may include:
 - Operating a boat in a swimming area.
 - Operating a boat under the influence of alcohol or drugs.
 - Excessive speed in the vicinity of other boats or in dangerous waters.
- Hazardous practices while water skiing or engaging in other tow sports or... and this is particularly important...
 - **Bowriding or riding on seatback, gunwales, or transom.**
 - **Diving or jumping off of a moving boat.**
- ▶ Coast Guard statistics show that operator inattention, carelessness/reckless operation, excessive speed and no proper lookout are the primary contributing factors in all reported accidents.
- ▶ All of these things are under your complete control as operator of this boat.
- ▶ That's why the U.S. Coast Guard and our company remind you, You're in Command. Boat Responsibly.



..... BOATING UNDER THE INFLUENCE



- ▶ Alcohol, drugs and certain prescription medications may impair judgment, balance and reaction time.

- ▶ Operating a boat under the influence of alcohol or drugs is illegal.
- ▶ Passengers impaired by alcohol or drugs are at risk, too.



- ▶ Sun, wind, noise, vibration and motion are "stressors."

..... **BOATING UNDER THE INFLUENCE**

- ▶ You know how serious it is to be arrested for driving a car under the influence. Well, operating this boat under the influence of alcohol or drugs is just as illegal and the consequences are just as severe.
 - ▶ The Coast Guard and State law enforcement agencies work together to enforce stringent federal and state laws against **operating a boat while under the influence of alcohol or drugs.**
 - ▶ It is our policy to cooperate fully with those agencies, because again, we want to keep you safe.
- ▶ Alcohol, illegal drugs and even some prescription medications may impair judgment, balance and reaction time. They can increase a boater's fatigue and susceptibility to the effects of cold water.
 - ▶ Sun, wind, noise, vibration and motion – "stressors" that are common to the boating environment – actually can **intensify the effect of alcohol and drugs.**
 - ▶ These factors apply not only to you as operator, but to your passengers as well. Passengers impaired by alcohol or drugs are at risk of falls overboard and other dangerous accidents.
 - ▶ Please boat responsibly!



..... LIFE JACKETS



▶ Must be the right size.

▶ It only works if you wear it.



▶ Must be adjusted properly.

..... LIFE JACKETS

- ▶ I will now give each of you a **life jacket** that is the right size for you. I'll make sure you know how to put it on and help you adjust it for a proper fit.
- ▶ *(Help each operator and passenger into a properly fitted life jacket.)*
- ▶ We strongly recommend that you and all your passengers wear that life jacket at all times while boating *(add, if appropriate for boat type: unless you are in an enclosed cabin or the boat is tied up or at anchor).*
- ▶ Wearing – not just carrying – a life jacket is the **single best thing** you can do to prevent drowning while boating.
- ▶ Close to two-thirds of those killed while boating – including many who think of themselves as strong swimmers – drown while not wearing a life jacket.



..... CHILDREN ON BOARD



- ▶ Adult life jackets are unsafe for children under 90 lbs.

- ▶ All children must wear life jackets.



- ▶ Appoint a **responsible adult** to watch each child on board.
- ▶ Do a **"head count"** and post a lookout before starting the motor.
- ▶ Make sure each child is in a specific seat while underway.

..... CHILDREN ON BOARD

- ▶ **Children** deserve special attention as passengers while boating.
- ▶ Their inexperience – as well as their smaller size and weight – place them at risk from collisions or falls overboard.
- ▶ Note that **life jackets sized for adults are unsafe for children** under 90 pounds. We will supply a life jacket properly sized for each child on board.
- ▶ All children age _____ (minimum age in your state or higher if it is your company policy) must wear a life jacket at all times while boating (*add, if appropriate for boat type: unless you are in an enclosed cabin or the boat is tied up or at anchor*).
- ▶ We require that you **assign a responsible adult** or adults to keep track of the whereabouts and safety of each child on board.
- ▶ Always do a head count – including children – to make sure all passengers are safely inside the boat before starting the motor and post a lookout to make sure there is no one around or behind the boat.
- ▶ We strongly recommend that you assign each child a specific seat on the boat and make sure they are in that seat before the boat moves.
- ▶ The material we will cover about the “awareness zone,” falls overboard and tow sport safety applies especially to children.



..... SPEED AND CONTROL

- ▶ Never use arms or legs against the dock to stop.



- ▶ Excessive speed makes it difficult to avoid collisions.

- ▶ Most boating accidents are collisions.
- ▶ It is **your responsibility** to avoid collisions.
- ▶ This boat has no brakes!

..... **SPEED AND CONTROL**

- ▶ Most boating accidents are collisions where one boat runs into another boat, a rock or reef, or the bottom.
 - ▶ By law, it is your responsibility to avoid collisions – and it is much easier to avoid collisions if you are **not going too fast**.
 - ▶ There are no brakes on this boat.
 - ▶ This boat with its passengers is heavy and has momentum. It takes time to reverse the motor to slow or stop.
 - ▶ You must operate this boat at a speed where you can **maintain control at all times**.
- ▶ *(Add speed and control information specific to type of boat, for example, the danger of swamping by accidentally advancing the throttle while turning a tiller-steered fishing boat.)*
 - ▶ And never try to stop a boat by putting your arms or legs between the boat and a dock – this can result in severe injuries.



..... BASIC NAVIGATION



▶ Meeting



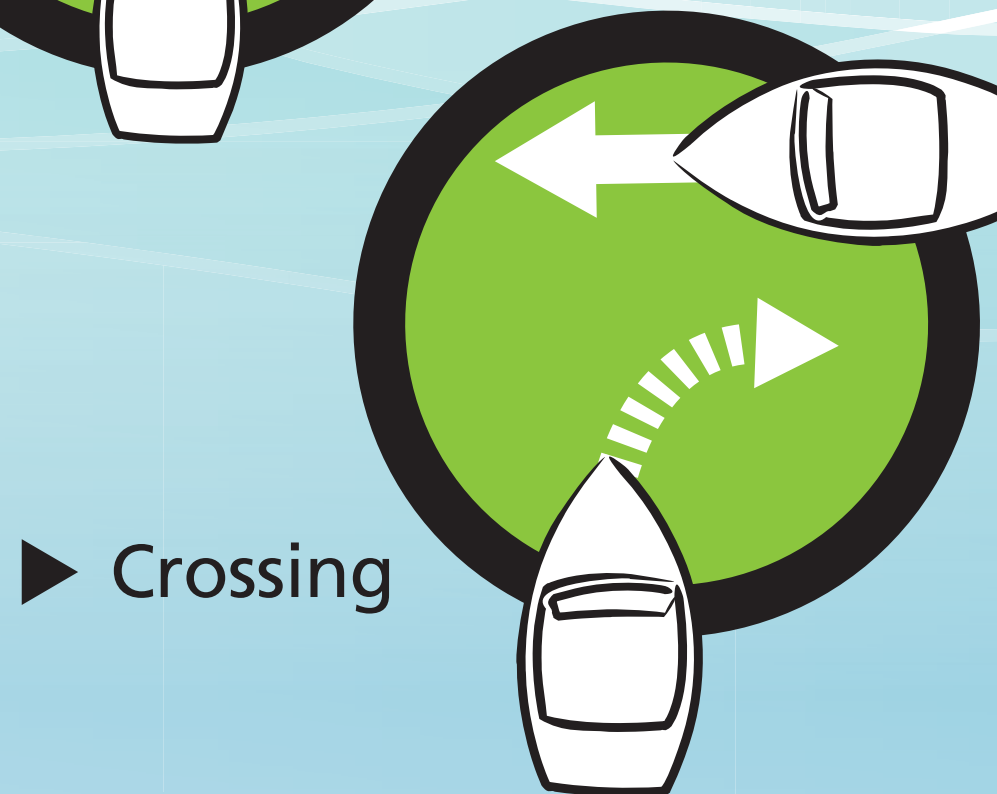
▶ Overtaking



▶ Boats Not Under Power



▶ Lights



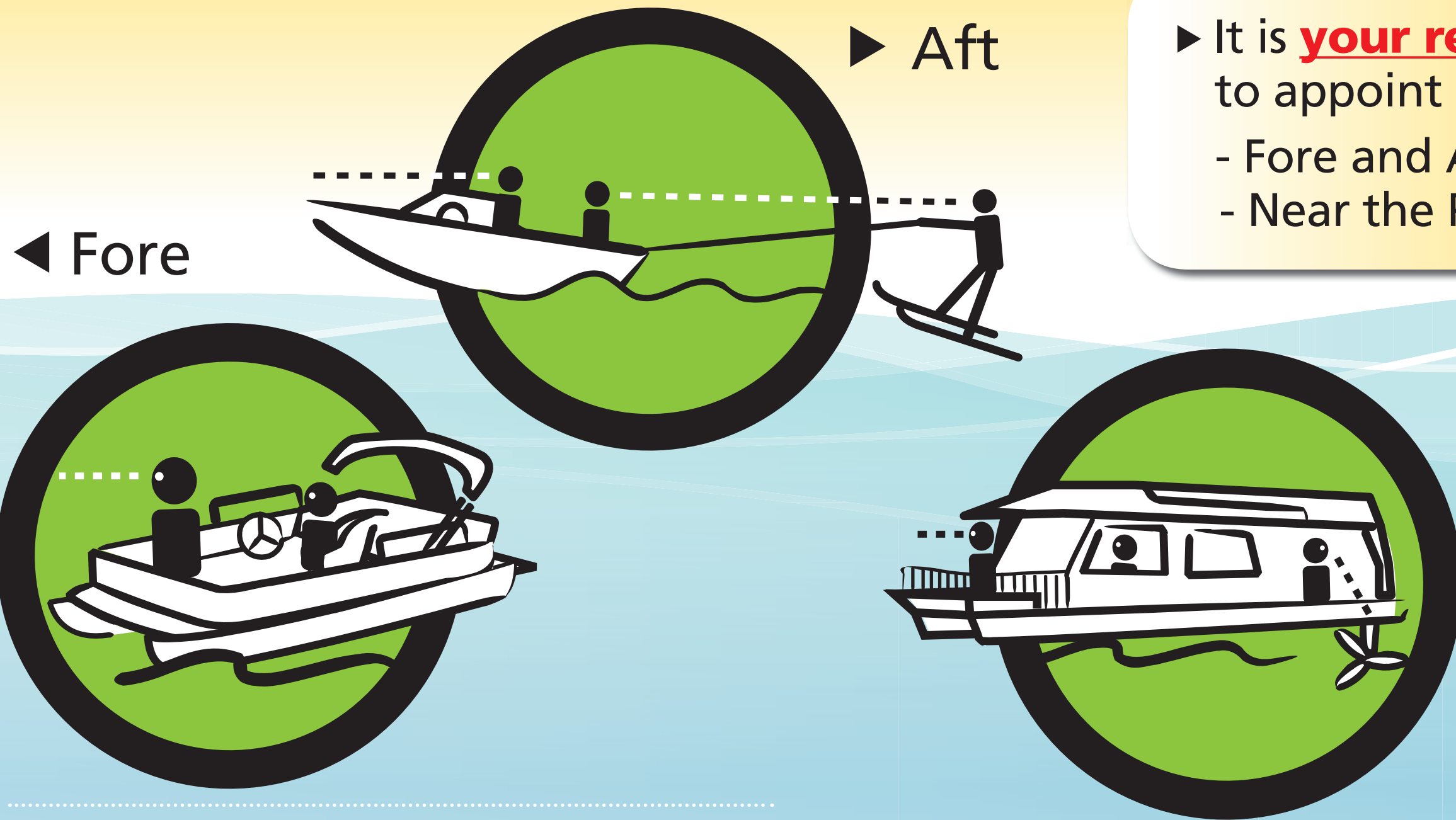
▶ Crossing

..... **BASIC NAVIGATION**

- ▶ Let's talk for a moment about basic navigation rules. There are simple principles that will help you avoid collisions with other boats.
 - ▶ If another boat is coming at you head on, you should steer to the right, or starboard.
 - ▶ If you are overtaking or passing another boat you should pass on the left, or port, side of that boat, leave plenty of room and yield to that boat.
 - ▶ If you are crossing the path of another boat you should yield to a boat on your right, or starboard.
 - ▶ You should yield to all boats that are not under power, including sailboats under sail, canoes and kayaks.
 - ▶ You should stay out of the way of commercial or working boats.
- ▶ However, no matter what these rules say, if there is the threat of a collision, it is your responsibility to slow down, steer away or stop.
 - ▶ *(If night operation is allowed)* A reminder, also, that you must display the proper lights if this boat is to be operated at night or when visibility is poor. I will demonstrate the operation of the lights.
 - ▶ *(If night operation is not allowed)* We do not allow this boat to be operated at night or when visibility is poor. I will demonstrate the operation of the lights in case of an emergency.
 - ▶ Five short blasts on a horn is the universal signal for danger or need for assistance. I will show you the horn or sound-producing device on this boat.



..... LOOKOUTS



- ▶ It is **your responsibility** to appoint a lookout:
 - Fore and Aft
 - Near the Propeller

LOOKOUTS

- ▶ It is your responsibility as operator to appoint a **lookout**.
- ▶ **(Especially for larger boats).** You may need a **lookout both in front (fore) and behind (aft).**
- ▶ There may be times where you cannot clearly see everything around you.

- ▶ Parts of the boat or other passengers may obstruct your view of what is in front of this boat, behind this boat or near the propeller.
- ▶ **Make sure your lookouts are in place before you start the motor.**
- ▶ The lookout must alert you to the presence of swimmers in the water, obstacles, other boats, markers and anything else you might not be able to see.




..... AWARENESS ZONE AND PROPELLERS



- ▶ It is prohibited for any passenger to sit on the bow, gunwales or swim platform while the boat is moving.



- ▶ No passenger should be in the awareness zone until:
 - Motor off
 - Remove keys
 - Count to ten



- ▶ Respect the awareness zone while skiing or engaging in water sports.

- ▶ Do a **“head count”** and post a lookout before starting the motor.


..... **AWARENESS ZONE AND PROPELLERS**

- ▶ This boat has an “awareness zone”.
 - ▶ The awareness zone includes the front (bow), sides (gunwales), rear (stern) and swim platform, and extends 30 feet behind and all around the boat.
 - ▶ No passenger should be in the awareness zone until the boat motor is turned off, the boat has stopped moving, the keys are removed and you have counted to ten.
 - ▶ The propeller on a boat can spin for several seconds after the motor is off and can cause serious or fatal injuries to anyone who comes in contact with it. That is why you count to ten.
 - ▶ Swimmers in the water can be hit by the propeller.
- ▶ Remember that it is **grossly negligent – and prohibited – for passengers to sit on the bow, gunwales, stern or swim platform** while the boat is moving. They can easily slip into the water and be hit by the propeller. We recommend that no passenger sit on the bow, gunwales, stern or swim platform when the motor is on. *(Add details for specific type of boat; for example, particular danger of sitting on the front of a pontoon boat and slipping between the pontoons.)*
 - ▶ We recommend that you do a “head count” and post a lookout to make sure all passengers are safely inside the boat before starting the motor.
 - ▶ Pay particular attention to the awareness zone while waterskiing or engaging in other water sports.



..... CARBON MONOXIDE

- ▶ Keep swimmers away from areas in which CO might accumulate.



- ▶ **Carbon Monoxide (CO):**

- Colorless, odorless, tasteless
- Can be lethal



- ▶ Turn off all gasoline engines before going swimming or engaging in other water activities.



..... CARBON MONOXIDE

- ▶ There's another reason to stay out of the awareness zone while the motor is on. All gasoline engines and generators produce Carbon Monoxide, or CO – a gas that can be lethal.
 - ▶ Carbon Monoxide is **odorless, colorless and tasteless**. It can accumulate in dangerous concentrations even outdoors.
 - ▶ **Always** turn off all internal combustion engines before going swimming or engaging in other water activities near the boat.
 - ▶ **Keep swimmers away** from areas in which CO might accumulate, even after the motor has been stopped – such as under swim platforms, near the engine and near generator exhausts.
- ▶ **Never** allow anyone to hold onto the swim platform for a ride (“teak surfing” or “platform dragging”).
 - ▶ Symptoms of CO poisoning include irritated eyes, headache, nausea, weakness and dizziness. These symptoms are often confused with seasickness, intoxication or hangovers; so make sure to seek medical attention unless you are sure CO is not the cause.



..... FALLS OVERBOARD / IN THE BOAT/REBOARDING



▶ Keep grip on boat if moving around.



▶ **Recovery procedure:**

- Toss the person in the water a USCG approved throwable device
- Keep person in view
- Turn motor off while approaching and reboarding


▶ Best to keep seated while boat is in motion.

••• FALLS OVERBOARD/IN THE BOAT/REBOARDING •••

- ▶ *(Except for the operator of a center-console boat meant to be operated while standing)* It is best for everyone to **remain seated** whenever the boat is in motion.
 - ▶ Passengers who are standing or moving around the boat may not expect the sudden motions that can occur with accelerating, turning or crossing the wake of another boat, and may lose their balance.
 - ▶ There may be obstacles in the boat or on the deck (e.g. the ribs in an open fishing boat, lines, tackle, cleats) over which a passenger may trip.
 - ▶ Slips and falls can cause injuries within the boat or can result in a fall overboard.
 - ▶ The boat operator should strive to accelerate and stop smoothly and gradually.
- ▶ If passengers must move around the boat, they should **stay in contact with the boat** at all times, keeping a firm grip on a handrail or other solid part of the boat.
 - ▶ It is never safe to sit in a swiveling casting chair of a fishing or bass boat while the boat is in motion.
 - ▶ If someone should fall overboard, use this recovery procedure.
 - Toss the person in the water a USCG approved throwable device.
 - Make sure that the operator or lookout always keeps the person in view.
 - Turn the bow of the boat toward the person in the water.
 - Turn the motor off well before approaching the person, and leave it off until the person is safely back in the boat.
 - Keep the person away from the propeller blades.
 - Never step on the propeller in order to reenter the boat!



..... TOW SPORT SAFETY



▶ Have a lookout—
“It takes 3 to ski.”

- ▶ **Never** at night.
- ▶ Stow gear properly.



▶ Ensure no one is
near the propeller.



▶ Life jacket on.

▶ Use sufficient
tow rope length.



.....TOW SPORT SAFETY.....

- ▶ By law, you must make sure that each person engaged in tow sports wears a properly fitted and properly adjusted **life jacket**.
- ▶ It is also our company policy that if you engage in water skiing or other tow sports you also must...
- ▶ Make sure that you have **posted a lookout** and that no one is anywhere near the propeller, front or sides of the boat before you start the motor.
- ▶ Use a tow rope that is at least **30 feet long** to help keep skiers or tow sport participants safe from Carbon Monoxide produced by the motor.
- ▶ **“It takes three to ski.”** Please make sure there is a lookout in addition to the boat operator to keep an eye on the skiers, wakeboarders or tubers.
- ▶ The lookout watches the skiers. **The boat operator looks ahead to watch for other boats and obstructions.**
- ▶ Use these procedures for reboarding to recover anyone in the water:
 - Make sure that the operator or lookout always keeps the person in view.
 - Turn the bow of the boat toward the person in the water.
 - **Turn** the motor off well before approaching the person and **leave** it off until the person is safely back in the boat.
 - **Keep the person away from the propeller blades.**
 - Never step on the propeller in order to reenter the boat!
- ▶ It is unlawful to engage in tow sports at night or when visibility is poor.
- ▶ And be sure to stow all tow sport gear securely when not in use. Improperly stowed tow ropes, rafts and tubes can be caught by the wind and cause injuries to boat operators and passengers.



..... OVERLOADING AND STOWAGE



- ▶ Do not exceed weight allowance.

- ▶ **Distribute** weight evenly.
- ▶ **Stow** gear carefully.



- ▶ Do not exceed maximum passenger number.

..... **OVERLOADING AND STOWAGE**

- ▶ This boat has a maximum weight allowance. The total capacity for this boat is _____ people and _____ lbs of gear. Do not exceed that limit.
 - ▶ Overloading this boat – with people or gear – can cause it to swamp, capsize or be difficult to control. **Do not exceed the maximum weight or number of people allowed** on this boat.
 - ▶ Make sure people and gear are distributed evenly, front to back and side to side. Uneven weight could also cause the boat to swamp, capsize or be difficult to control.
- ▶ Also ensure to carefully stow any gear you bring aboard. Improperly stowed fishing equipment, coolers and tow sports equipment can slide about or be caught by the wind, causing injury and causing you to lose control.
 - ▶ Improperly stowed gear can also present a tripping or slipping hazard, resulting in falls within the boat or overboard.



..... ANCHORING

▶ Anchor where boat is visible.



▶ Never anchor from stern.

..... ANCHORING

- ▶ I will demonstrate the proper procedures for anchoring or securing this boat.
- ▶ I will also tell you where you can and cannot anchor or secure the boat in this area.
- ▶ From a safety point of view, there are three things to remember:
 - First, always anchor in a place where you can be seen clearly by the operators of other boats.
 - Second, always anchor from the bow – not the stern or any other part of the boat. Anchoring from the stern can cause the boat to swamp and sink.
 - Third, if you are anchored at night, you must turn on the anchor light, which is the white light visible all around the boat.



... COLD WATER IMMERSION ...



▶ Wear life jacket or flotation jacket.



▶ Use "H.E.L.P." posture.

▶ Do not panic or struggle.



▶ **Dress properly.**

▶ Stow gear, stay seated and maintain grip to avoid falls overboard.

..... **COLD WATER IMMERSION**

- ▶ An accidental fall into cold water can be very dangerous.
 - ▶ Even expert swimmers who fall into cold water may experience a sudden gasp reflex, inhale frigid water and drown.
 - ▶ Cold water immersion can also lead quickly to hypothermia – the condition where your body loses heat faster than it can be produced – leaving you too numb to move your fingers, arms and legs, and assist in your own rescue.
 - ▶ The best things to do? Wear a life jacket or flotation jacket at all times while boating... dress appropriately for the air and water temperature... carefully stow all gear and equipment to avoid slips and falls... stay seated while the boat is in motion... and maintain a good grip on the boat if you must move about.
- ▶ If you do fall in the water, try not to panic or struggle, which accelerates heat loss.
 - ▶ Draw your knees to your chest and wrap your arms across your chest (hugging your life jacket) in the Heat Escape Lessening Posture (H.E.L.P.).
 - ▶ If there are others in the water with you, huddle together with your arms around each other.



..... FIRE/EXPLOSION

- ▶ Use only generators supplied as part of the rental package.



- ▶ Use electrical appliances properly.

- ▶ **Know where fire extinguishers are.**
- ▶ Fire or explosions are serious.

..... FIRE/EXPLOSION

- ▶ Fire and explosions are rare – but serious. You must be prepared.
- ▶ *(For an enclosed boat)* I will show you how to exit the cabin in an emergency.
- ▶ Make sure each passenger knows what to do and where to meet if there is an emergency on board.
- ▶ If there is an emergency, first make sure all passengers are in life jackets and are ready to leave the boat.
- ▶ Only then should you attempt to put out a fire.
- ▶ I will show you where fire extinguishers are located and how to use them.
- ▶ I will show you how to use all electrical appliances on this boat.
- ▶ Never use a generator that is not supplied as part of this rental package.



..... LOCAL NAVIGATION AND LAWS



- ▶ It is illegal to tie to any navigational aid or buoy other than a mooring buoy.



- ▶ Be aware of local hazards, submerged objects, currents and weather conditions.

..... **LOCAL NAVIGATION AND LAWS**

- ▶ Here are specific local hazards such as shallow water, submerged objects, currents and weather conditions of which you must be aware...
(customize to your area or body of water)
- ▶ Here are specific local laws and regulations that apply to boating in this area that you must follow...
(customize to your area or body of water)
- ▶ Note that it is illegal to tie to any navigational aid or buoy other than a mooring buoy.



...KEEPING YOUR BOATING... EXPERIENCE FUN AND SAFE

FROM THE U.S. COAST GUARD AND THIS COMPANY

NASBLA *Seal of Safe*



...KEEPING YOUR BOATING EXPERIENCE FUN AND SAFE...

FROM THE U.S. COAST GUARD AND THIS COMPANY

- ▶ Your safety is our prime concern.
 - ▶ By following the simple steps in this presentation and boating responsibly, you can make sure your boating experience is fun and safe.
 - ▶ Also we would like to recommend, if you have not done so already, that all boaters take a NASBLA (National Association of State Boating Law Administrators) approved safe boating course. These courses are available through the U.S. Coast Guard Auxiliary, United States Power Squadrons® or individual states. These courses are available in classrooms, online or as a home study.
- ▶ Please do not hesitate to ask if there is any part of this presentation or anything else about the safe operation of this boat that you do not fully understand. There are no stupid questions where safety is at stake.
 - ▶ Thank you for boating with us!

